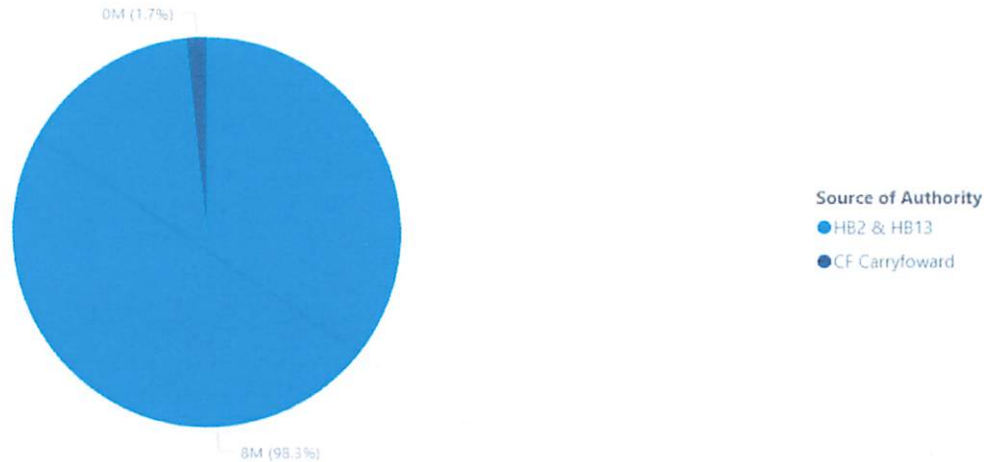


MONTANA SCHOOL FOR THE DEAF AND BLIND

TOTAL APPROPRIATION AUTHORITY

The total appropriation authority for the agency is shown in the pie chart below. HB 2 and HB 13 provide 98.3% of the total authority for this agency. All types of appropriation authority for this agency are described below, including total budget and the percent expended by source of authority.

Total Modified Budget by Source of Authority



Source of Authority	Modified Budget	Expended Budget	Percent Expended
HB2 & HB13	8,483,579	3,070,443	36.2%
CF Carryforward	146,878		
Total	8,630,457	3,070,443	35.6%

- FiscalMonth
- Select all
 - Jul
 - Aug
 - Sep
 - Oct
 - Nov

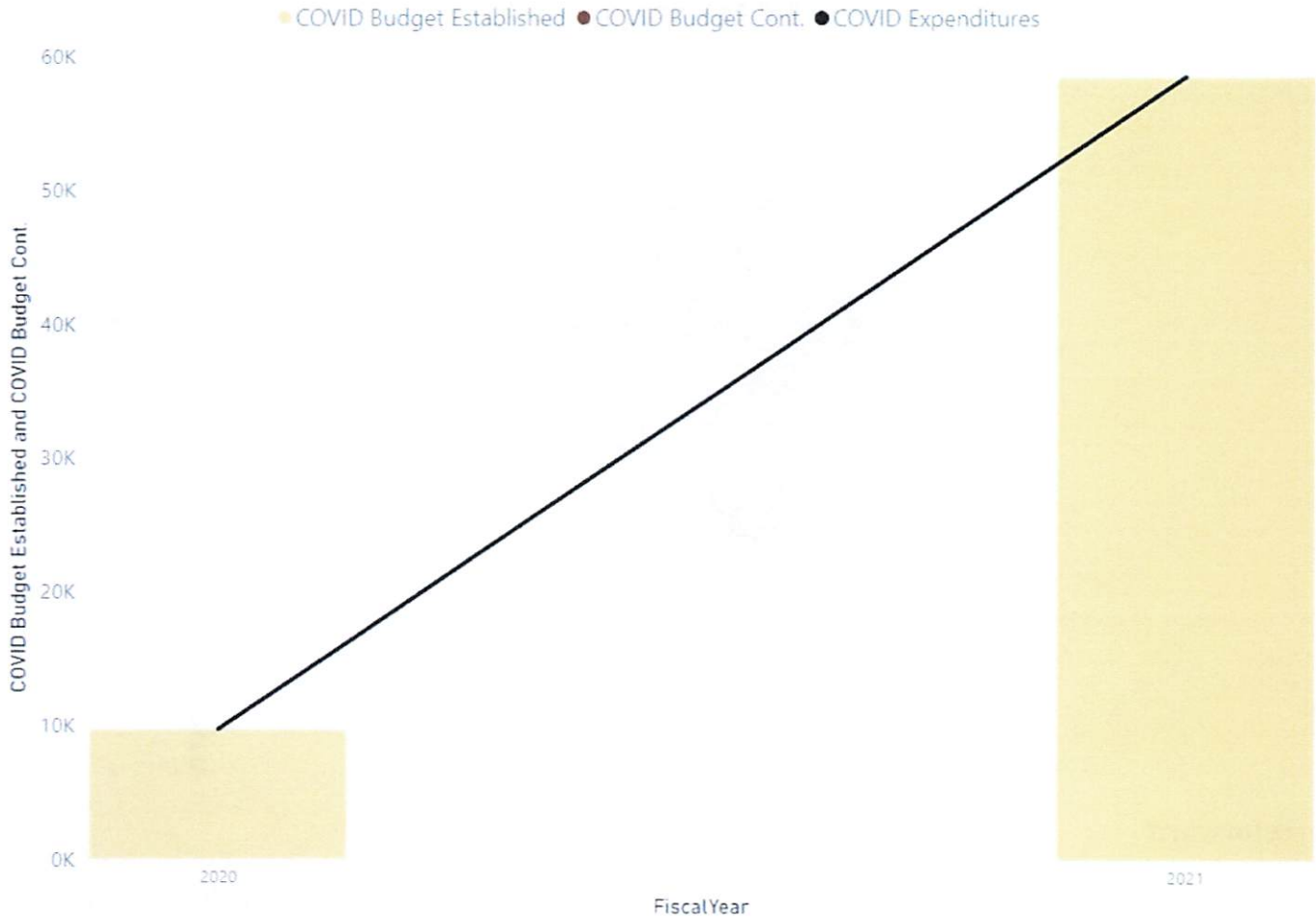
Carryforward

The Montana School for the Deaf and Blind (MSDB) plans to use \$47,626 of carryforward authority to complete a phone system project which is detailed later in this report. The remaining balance of \$99,252 is slated to be used to replace all conventional light fixtures with LED fixtures.

COVID-19 Authority

The following chart is provided to allow the legislature to examine the funding that is available to the agency for COVID-19 impacts. Administrative authority for CARES I and ARPA appropriations was allocated to the agency by the Governor’s Office. Administrative authority is not an appropriation and thus is not included in the total appropriation authority shown on the previous page.

COVID Established Budget, COVID Continuing Budget, and COVID Expenditures by Fiscal Year



The MSDB was allocated \$58,500 through the Governor’s Emergency Education Relief (GEER) fund. These funds were for equipment upgrades to support remote learning during the school year, including new laptops, webcams, iPads, wireless keyboards, and software. The MSDB fully expended the allocation.

HB 2 BUDGET MODIFICATIONS

The following chart shows the HB 2 budget as passed by the legislature, including the pay plan, and the HB 2 modified budget through November 30, 2021. Net modifications to the budget include operating plan changes from one expenditure account to another, program transfers, reorganizations, and agency transfers of authority. The **positive modifications** and **negative modifications** are shown by program, expenditure account, and fund type.

Legislative Budget Compared to Modified Budget - HB 2 Only

Agency Name	Legislative Budget	Modified Budget	Net Modifications
<input type="checkbox"/> School for the Deaf & Blind	8,483,579	8,483,579	
<input type="checkbox"/> ADMINISTRATION PROGRAM	615,999	615,999	
<input type="checkbox"/> EDUCATION	5,441,743	5,441,743	
<input type="checkbox"/> GENERAL SERVICES	622,010	622,010	
<input type="checkbox"/> STUDENT SERVICES	1,803,827	1,803,827	
Total	8,483,579	8,483,579	

Acct & Lvl 1 DESC	Legislative Budget	Modified Budget	Net Modifications
<input type="checkbox"/> 61000 Personal Services	7,494,878	7,494,878	
<input type="checkbox"/> 62000 Operating Expenses	909,250	909,250	
<input type="checkbox"/> 63000 Equipment & Intangible Assets	50,000	50,000	
<input type="checkbox"/> 68000 Transfers-out	1,000	1,000	
<input type="checkbox"/> 69000 Debt Service	28,451	28,451	

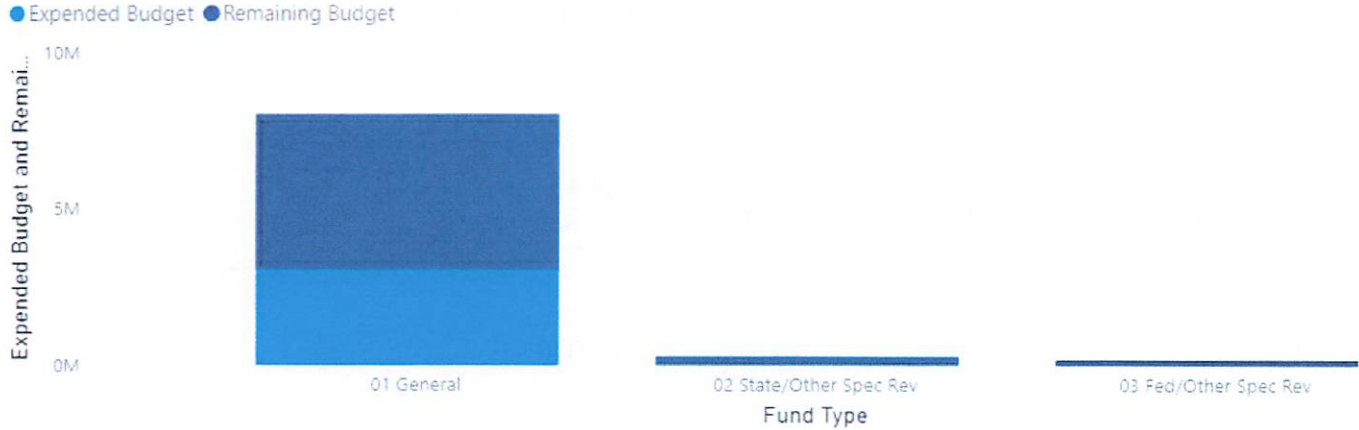
Fund Type	Legislative Budget	Modified Budget	Net Modifications
<input type="checkbox"/> 01 General	8,009,635	8,009,635	
<input type="checkbox"/> 02 State/Other Spec Rev	290,927	290,927	
<input type="checkbox"/> 03 Fed/Other Spec Rev	183,017	183,017	

The MSDB has had no budget modifications in FY 2022 to date.

HB 2 APPROPRIATION AUTHORITY

The following chart shows the appropriated budget for the agency compared to expenditures through November 30, 2021.

Expended Budget and Remaining Budget by Fund Type - HB 2 Only



acclv1_descr	Modified Budget	Expended Budget	Percent Expended
Personal Services	7,494,878	2,592,167	34.6%
Operating Expenses	909,250	449,826	49.5%
Equipment & Intangible Assets	50,000		
Transfers-out	1,000		
Debt Service	28,451	28,450	100.0%

Program Name	Modified Budget	Expended Budget	Percent Expended
ADMINISTRATION PROGRAM	615,999	254,081	41.2%
EDUCATION	5,441,743	1,898,995	34.9%
GENERAL SERVICES	622,010	293,081	47.1%
STUDENT SERVICES	1,803,827	624,285	34.6%
Total	8,483,579	3,070,443	36.2%

In total, the MSDB's HB2 authority with all funds is \$8.5 million, of which the agency had expended \$3.1 million or 36.2% through the end of November.

By fund type, MSDB's modified HB 2 budget consists of \$8.0 million in general fund, \$290,927 in state special funds, and \$183,017 in federal funds. As of November 30, the agency had expended 37.8% general fund authority, 13.0% state special authority and 2.6% of total federal authority.

Personal Services



The agency's HB 2 personal services budget for FY 2022 totals \$7.5 million, of which the agency has expended \$2.6 million or 34.6%. The agency has 83.47 FTE, of which 3.81 were vacant on November 1, 2021. The vacancies were spread between the student services program and the education program.

OTHER ISSUES

Additional Information

In the 2021 HB 2, the MSDB received a restricted one-time-only (OTO) appropriation of \$50,000 of general fund in FY 2022 to update outdated campus phone infrastructure. There are currently no expenditures of those funds; however, the estimate for the project is \$97,626. The agency plans to use part of its carry forward authority to make up the difference between actual cost and the OTO appropriation.